

Site Search

[Login](#)  [Select Country](#)

[Home](#) [Company](#) [Products](#) [Opportunity](#) [News](#)

Products

- [Nutritional](#)
- [Personal Care](#)
- [Synergy's V3](#)
- [Medical Advisory Board](#)
- [Quality Assurance](#)
- [Ask an Expert](#)

Protect Your Skin

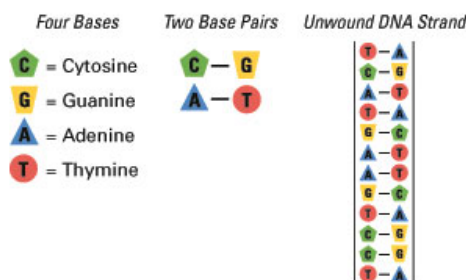
Most of us love to spend time outdoors, and this makes it difficult to avoid excessive exposure to the sun. Unfortunately, sunshine, although essential for our health and well-being, is a hazard for the skin, which is shown by the epidemic proportions of skin cancer throughout the world.



In addition to contributing to the threat of skin cancer, the sun is also a powerful force in the aging process. Photo-aging, also known as solar-induced aging, is now believed to be more prevalent and more profound than the natural aging process. The effects of photo-aging can be seen as early as 20 years old. Photo-aging adds to, accelerates, and exaggerates the effects of the natural aging process and causes distinct changes of its own. One of those changes is the damage that ultraviolet light causes to our cellular DNA.

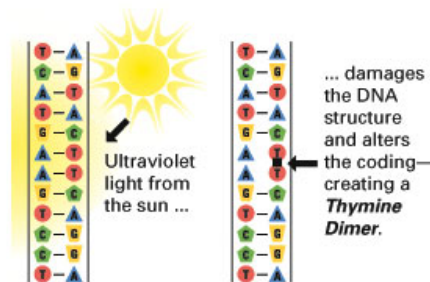
DNA is the genetic material, with a very precise structure, specific order and specific coding, found within the cell nuclei. DNA strands are composed of just four bases, paired up into two base pairs. On an unwound DNA strand we see these bases and pairs (Figure 1). The sequencing of, and interaction between the base pairs, is critical for all the functions of DNA in living organisms.

Figure 1 - DNA



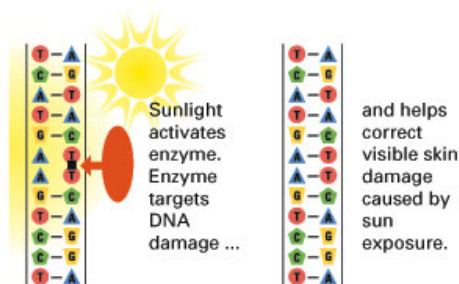
Overexposure to the sun's ultraviolet light damages DNA structure and alters the coding – creating a thymine dimer, which is the bonding of two thymine bases. These thymine dimers have the potential to stop replication and cause cell mutation, which could lead to skin cancer (Figure 2).

Figure 2 - DNA Damage



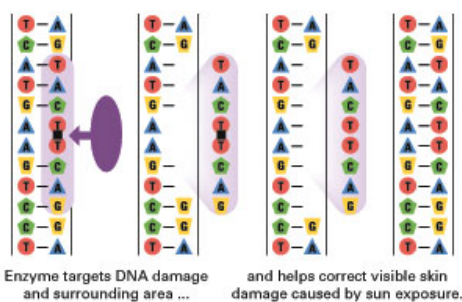
Plankton extract is a photolyase enzyme. It comes from algae that are constantly exposed to extreme levels of the sun's ultraviolet rays. The algae have developed a natural resistance mechanism that allows them to use the energy from sunlight to repair damage from solar UV radiation. Sunlight activates the enzyme. The enzyme targets damaged DNA and helps correct visible skin damage caused by sun exposure (Figure 3).

Figure 3 - Photolyase Enzyme



Micrococcus lysate is an endonuclease type enzyme. It is extracted from UV-resistant microflora through a bio-fermentation process. The enzyme targets DNA damage and the surrounding area, and helps eliminate visible skin damage caused by sun exposure (Figure 4).

Figure 4 - Endonuclease Type Enzyme



Synergy offers advanced skin care products to help protect against the damaging effects of the sun. DNA Repair Creme provides the ultimate benefits in skin restoration and protection from the sun's ultraviolet rays. Along with Aloe Magic and Hand & Body Lotion, DNA Repair Creme includes the DNA repair enzyme micrococcus lysate.

Product	DNA Repair Enzyme	Function
Advanced Face Cream SPF 15	Photolyase Type – Plankton Extract	<ul style="list-style-type: none"> • Activated by light • Best used in a daytime product • Targets damaged DNA and helps repair visible skin damage
DNA Repair Creme	Endonuclease Type	<ul style="list-style-type: none"> • Does not require light to function
Aloe Magic	(T4N5) –	<ul style="list-style-type: none"> • Perfect for day or nighttime products
Hand & Body Lotion	Micrococcus Lysate	<ul style="list-style-type: none"> • Targets DNA damage and surrounding area to help eliminate visible skin damage

Advanced Face Cream SPF 15 is a dual-function sun protection moisturizer. It is fortified with broad-spectrum protection to defend against aging UVA rays and burning UVB rays, and contains a new type of DNA repair enzyme—plankton extract.

These two enzymes, plankton extract and micrococcus lysate, form Synergy's unique GEN IV DNA Repair Technology. They aid the body in self-repair and help prevent and correct cellular damage, allowing the skin to look healthy and youthful.